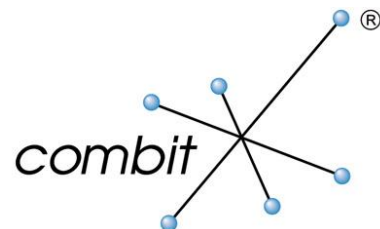


PRESS RELEASE

Reporting Tool combit List & Label 21 released



Quick-Clicks

- :: [Press Release](#)
- :: [New Features](#)
- :: [Product Description](#)

Printable Images

Please visit: <http://www.combit.net/en/press>

Contact

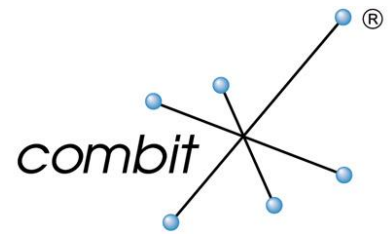
combit GmbH, Untere Laube 30, 78462 Konstanz, Germany, <http://www.combit.net/en>

Press Contact

Tobias Mayer
T +49 (0) 7531 90 60 37
F +49 (0) 7531 90 60 18
pr@combit.net

Product Information

Sales & Service Team
T +49 (0) 7531 90 60 10
F +49 (0) 7531 90 60 18
service@combit.net



combit List & Label Reporting Tool Released in Version 21 Extensive optimization of the designer with more than 30 new features

Constance, Germany, 2015-10-29 – Version 21 of the award-winning List & Label reporting tool has been released by software manufacturer combit. The current version of the developer component can handle all types of analyses from all major data sources for printing and export. List & Label is compatible with a wide range of different programming languages. The designer is packed with numerous new functions for users and well thought-out improvements. Native aggregate functions can delegate CPU-intensive calculations to the database system optimized for this purpose, and tables can now be nested within other tables. Conditional formatting via both preselected and custom formulas now ensures that reports give you even quicker insights. The new Web Designer works independently of browser plugins. In addition to the List & Label formula language, C# and other scripting languages such as VBScript are also supported. PDF exports have been given a complete overhaul. Besides improvements to the way transparencies are displayed in PNGs, Type3 fonts and combo box form elements, PDFs can now contain a field for a digital signature.

"List & Label 21 offers a whole range of new possibilities. Report generation and the associated report designer were the focus of development. Now it is even easier for users to create impactful and professional reports," Jochen Bartlau, Managing Director and head of development List & Label, declared enthusiastically when speaking about the new and improved features. "We are proud of the result of 12 months of intensive work, coding sprints, tests, and thousands of processed tickets, including a large number of customer requests," Jochen Bartlau added.

All the details of the new version can be found online at:

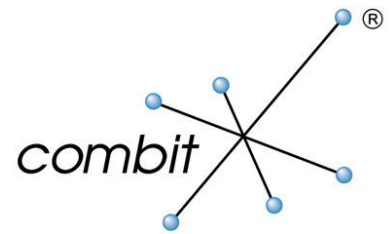
<https://www.combit.net/en/reporting-tool/report-generator-list-label-new-version/>

List & Label 21 is available in the Standard Edition starting at EUR 650 / US\$ 721. An upgrade costs from EUR 390 / US\$ 433. The subscription editions are available from EUR 1200 / US\$ 1332, each excluding VAT (Exchange rate as of 10/29/2015). A subscription includes service packs, feature updates, upgrades to new versions and flat rate support.

A free 30-day trial version of the reporting tool can be downloaded at:

<http://www.combit.net/en/download-trial/>

(2,595 characters including blank spaces)



Nested Tables

As an example, products can now be listed directly next to the corresponding category names with their respective turnover. In this case, the "master" column also supports a horizontal alignment, so that texts can be displayed centered next to the detailed data. Tables in columns can even contain sub-tables. This allows 1:n:m relationships to be clearly displayed.

Native Aggregate Functions

For the SQL and ADO.NET data providers and the object data provider, computationally intensive aggregating functions are executed directly in a specially optimized database system. This greatly accelerates report generation.

New Web Designer

The new Web Designer works independently of the browser. It automatically accesses the data sources on the server via a web service. This allows for real data previews just like with desktop applications.

Conditional Formatting

Colors, font attributes, formatting and borders can be dependent on data. In LL21, conditional formatting now works directly without complicated conditions. Of course, you can still continue to use formulas.

Enhanced Color Picker

The completely redesigned color selection dialog now has a clear and intuitive layout. This makes it much easier for users to get their bearings. The option to select colors via a formula is now more readily accessible.

Consolidating Formula Errors

Formula errors in a report are now summarized in a single window. This greatly simplifies and accelerates troubleshooting. Double-clicking on an error in the list brings you directly to the corresponding location for correcting the error.

Better Drag & Drop

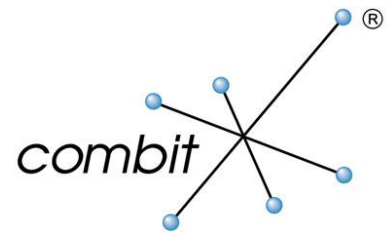
Tables can now be created in an instant: Select fields, drag them to where you want to create a report container, drop them there – and you're done. For sub-tables, all you have to do is drag additional fields onto the table in order to generate a 1:n report.

Default Fonts

Previously, all the properties had to be re-entered for any deviation from the default font settings. Now, you can modify a single attribute (e.g. "bold"), leaving the other parameters unaffected.

AutoRecover

If this option is enabled, the project autosaves to a separate location in customizable intervals. Therefore, if an error occurs, a copy of your work will still be available. The program will then offer to restore the backup the next time the designer is started.



Scripting Support

In addition to the List & Label formula language, C# and scripting languages such as VBScript are now also supported in the function assistant. With Visual Studio, you can even debug your scripts directly in the IDE.

Thumbnails in the HTML5 Viewer

With thumbnails, users are presented with a clear overview and are able to precisely navigate even multi-page reports.

Included Projects

Objects from embedded projects are edited in the original project and thereby modified centrally. In order to ensure that the object list does not become too unwieldy, these objects can now simply be hidden and displayed at will. A project include can also contain additional project includes.

Searchable Property Window

In order to quickly find the setting to be changed, there is a search function in the properties window.

User and Sum Variables Dialog

Now, it is possible to select multiple (rather than individual) variables, and to then copy and transfer them in a single action via the clipboard from one project to another – simplifying work with complex variables a lot.

Improved PDF Export

Support for Type3 fonts results in smaller file sizes and renders additional fonts in the viewer superfluous. PNG files are supported directly, and transparencies are now displayed better. Another new feature: Combo box form elements.

Digital Signatures

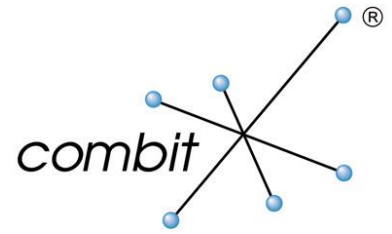
PDFs can now contain a field for a digital signature or a digital certificate. A click on the signature field is sufficient to trigger the signing process. When using this option, you can sign the files with certificates you created yourself or use our partners' signature card solutions.

Further Improvements in Data Providers

OracleDataProvider, SharePointDataProvider and the CassandraData-Provider have now been added. The universal ObjectDataProvider has been enhanced in the .NET 4.0 assembly to include dynamic, precompiled LINQ expressions for rapid filtering and sorting at database level. OData is becoming increasingly significant, which is why the data provider was completely updated and now supports the latest version of OData.

PRESS RELEASE

combit List & Label: Product Description



Thousands of development teams and millions of end users trust in the multiple award winning report generator List & Label. Since 1992, customers worldwide value the fast performance and scalability, the royalty free report designer and one of the most extensive report generators. Compared to other report generators, List & Label provides the largest degree of flexibility in regard to the types of data that can be analyzed, the supported program languages and the number of export and barcode formats. The List & Label Designer is available in multiple languages and can be integrated into the application without additional license fees. This way, end users can create reports, too. The reporting module List & Label from the German software developer combit is available in German and English and is offered in three editions. The designer can be switched to many other languages with language kits. The subscription-based versions include feature updates and flat rate support.

<http://www.combit.net/en/reporting-tool/report-generator-list-label-highlights/>

(5,651 characters including blank spaces)